


# WATERCOLOR ACADEMY



THE BEST WAY TO LEARN WATERCOLOR PAINTING

<https://WatercolorAcademy.com>





# Watercolor Academy

Do you want to discover the secrets of making realistic watercolors?  
Do you want to elevate your painting skills to become the next great artist?

The world of watercolors can be intimidating – from color theory to material to the different methods and techniques. Learning everything on your own is daunting and take years! It is very difficult to master it without the skilled guidance and tutoring of experienced, talented teachers who know the secrets of the trade.

That was before; now you have a solution. Watercolor Academy is the fast and easy way to learn watercolor. Here, you will discover the professional ways of painting that will help you to raise your art skills to the advanced level.

There are many watercolor courses, but this academy is different. You will discover advanced techniques for using watercolors, as well as trade secrets that are not taught anywhere else. Unlike in contemporary art colleges, our academy teachers will create watercolor artworks in front of your eyes while explaining everything you need to know about the intricacies of mixing colors and applying them correctly. You will see the complete process of making watercolor artworks from professional artists themselves!

You will start with essential information on watercolor painting materials, how to arrange the working space, color theory, and watercolor painting methods and techniques. Once you cover the basics, you will then learn how to paint various genres, like landscapes, botanical subjects, portraits, and figurative artwork using the different watercolor techniques we will teach you along the way.





## Our Vision, Purpose and Mission:

We believe that art portrays the meaning and beauty of life.

We created the Watercolor Academy with the purpose of promoting genuine artistic values, including classical painting techniques and the rich heritage of traditional fine art.

In Watercolor Academy, we teach traditional, time-honored watercolor painting techniques. We show you with our own example how to create realistic, vibrant, and skillful watercolors. We encourage you to seek inspiration in the cultural traditions of the Great Masters, nature, and life.



## Why is Watercolor Academy unique?

- Nowhere else you would get unlimited, personal, one-to-one tutoring on watercolor painting by correspondence for a very low, one-time fee.
- The proficient watercolor techniques and trade-secrets you will learn here are not taught in art colleges.
- Nowhere else you would get a watercolor course curriculum designed just for you, according to your skills and needs.
- You will receive a lifetime membership, can study at your own pace, rely on unlimited personal support including artwork critiques and answers to your art questions at no extra charge.





## Is Watercolor Academy for me?

The Watercolor Academy courses are suitable for both beginners and advanced art students.

If you have never painted with watercolors before, this Academy will teach you everything you need to know to get started and to advance from a beginner to a highly-skilled painter.

If, however, you are already a skilled watercolor painter, you will find special trade secrets that are not taught anywhere else. These advanced techniques will help you to elevate to a professional level.

## How You Will Benefit

- Learn comprehensive information about color theory and watercolor materials, helping you to paint with beautiful colors and avoid mistakes when mixing pigments
- Master how to paint in chiaroscuro, making your artworks even more lifelike
- Learn how to use different color palettes to create realistic paintings of whatever you can see or imagine
- Discover master secrets and traditional painting methods and techniques that will widen your range of painting abilities
- Receive direct access to Watercolor Academy tutors and get personal support and critique of your art
- And gain an understanding of professional know-hows of watercolor painting which will help you to improve your art skills, create better pieces, attract more commissions at higher prices, and earn recognition





# What you will discover in the video lessons

In the Watercolor Academy video lessons, you will learn the following topics:

- What watercolor is and its place in the history of arts
- Choosing the right watercolor materials
- Fundamentals of color theory
- Rules of composition and golden proportions
- How to prepare support for watercolor painting
- How to transfer drawings
- How to mix pigments the right way
- 5 different watercolor painting methods
- 9 different painting techniques
- How to do quick sketches and long-studies in watercolor
- How to create monochrome and two-color artworks
- How to make full-color artworks using only three primary colors
- How to make multicolored watercolor paintings
- How to create pattern designs
- How to paint sky and water
- How to paint realistic still-life
- How to paint landscapes, seascapes, and cityscapes
- How to create botanical and animalistic artworks
- How to paint realistic portraits and figurative artworks, and much more!

In the video lessons on color theory, methods, and techniques of watercolor painting, you will see diagrams and exercises, which we advise you to follow.

In other video lessons, you will learn how to make creative works of art using these methods and techniques



A close-up photograph of a watercolor palette with various colored paints and several brushes resting on it. The palette is open, showing a range of colors from yellows and oranges to blues and purples. The brushes are dark-colored with silver ferrules. The background is slightly blurred, showing more of the palette and brushes.

# WATERCOLOR COURSES

## About Watercolor Academy courses

There are two art courses within the Watercolor Academy:

- the self-learn **Online Course**
- and the personalized **Correspondence Course**

The **Online Course** is a self-study, self-paced course where you can learn how to paint in watercolor by watching video lessons and doing proposed assignments.

It is very easy to study here – just sit back, relax and play the video lessons in order. You can pause the video at any time and take notes about methods and techniques. Everything need to know about watercolor painting will be presented in these videos. You will get all the information with no extra work on your end.

The **Correspondence Course** is a one-on-one study under the personal guidance of Academy tutors, which is custom-tailored to meet the individual needs of every student.

In this course, your art skills will be assessed and a special curriculum will be created just for you.

A dedicated team of art teachers will give you in-depth tutoring so you can raise your painting skills to the advanced level.





Watercolor Academy Online Course



# Watercolor Academy Online Course

The **Online Course** provides:

- Unlimited access to 80 watercolor painting video lessons
- Lifetime membership
- Unlimited support from the Academy tutors
- Member access to the Watercolor Academy Art Community
- Members-only newsletter and bonuses
- Watercolor Academy Diploma of Excellence

80 video lessons are available to watch online, at any time, and on any internet-connected device that supports industry-standard HTML5 video playback.

The playing time varies from video to video (up to an hour). The combined playing time of all video lessons is around 30 hours.

All the video lessons are available online, 24 hours per day, seven days per week, and 365 days per year. Video lessons are streamed online; there are no downloads. This way, you always will have up-to-date video materials available, which you can access from anywhere in the world.

Your membership lasts for a lifetime. There are no deadlines and there is no pressure. You can study at your own pace by watching video lessons as many times as you want.

Your lifetime membership also applies to the unlimited personal support from Academy tutors. Personal support includes artwork critiques, answers to your art-related questions, and advice on how to improve your watercolor painting skills. This support comes at no extra charge.





As a Watercolor Academy student, you become a member of the Academy Art Community. As our community member, you can:

- Exhibit your artworks in the Watercolor Academy Online Students Gallery
- Submit your artworks for critique
- Ask tutors questions
- and receive tutors' feedback

You can also subscribe to our members-only Watercolor Academy newsletter and to receive news and updates in your mailbox. From time to time, you will get additional art lessons, bonuses, and offers you don't want to miss. You can unsubscribe at any time with just one click.

After three months, you can apply for a Watercolor Academy Diploma of Excellence to commemorate the completion of the Online Course. You can do so at any time after completing the course.





# How to study in the self-learning Watercolor Academy Online Course

Here's what you need to do to benefit from the Watercolor Academy Online Course:

- After enrolling and setting up your account, you will immediately get full access to all 80 video lessons on how to paint in watercolor
- As a Watercolor Academy student, you will have a lifetime membership and can study at your own pace. That means no deadlines and no time pressure!
- You can watch the watercolor video lessons as many times as you want. They will be available for you 24/7/365
- You can do practical assignments as suggested in the Students Handbook or work on your own creative projects
- You can ask tutors questions and receive answers and constructive feedback on your artwork. This support is unlimited and provided for a lifetime at no extra cost
- You can publish your artwork in the Watercolor Academy online gallery and gain exposure to website visitors and your fellow students
- You will get regular members-only newsletters with bonuses, updates, and offers
- You can apply for a Diploma of Excellence in your name after completing the course

Enroll in the Online Course here:

<https://watercoloracademy.com/pricing>







Watercolor Academy Correspondence Course





# Watercolor Academy Correspondence Course

The Watercolor Academy **Correspondence Course** provides one-on-one personal tutoring tailored to your skills and needs. This course includes all the educational materials and benefits of the Watercolor Academy **Online Course** listed above, in addition to personalized, structured coaching by the Academy tutors.

This course is designed for art students who would like to learn from professional artists and art teachers who have graduated from leading art academies.

## As a Correspondence Course student, you will get:

- Everything that is provided in the Watercolor Academy Online Course
- Lifetime membership and unlimited coaching
- 80 video lessons on how to paint in watercolor
- Dedicated team of art tutors
- One-to-one personal coaching with detailed instructions and feedback
- Assessment of your current level of drawing skills
- Personalized curriculum tailored to your level of skills and goals
- Critiques of your artworks
- 100 watercolor painting tasks with detailed instructions
- Assessments and critiques for each task
- Review of your progress after each task
- Watercolor Academy Diploma of Excellence upon completing the course

This is your unique chance to get a life-long art teacher and unlimited personal tutoring that won't be available anywhere else.





# What you will learn in the Watercolor Academy Correspondence Course

This course offers so much more than you would get at any art college.  
As a Watercolor Academy student, you will:

- Learn comprehensive information about color theory and watercolor materials, helping you to paint with beautiful colors and avoid mistakes when mixing pigments
- Master how to paint in chiaroscuro, making your artworks even more lifelike
- Learn how to use different color palettes to create realistic paintings of whatever you can see or imagine
- Discover master secrets and traditional painting methods and techniques that will widen your range of painting abilities
- Receive direct access to Watercolor Academy tutors and get personal support and critique of your art
- And gain an understanding of professional know-hows of watercolor painting, which will help you to improve your art skills, create better pieces, attract more commissions at higher prices, and earn recognition





## How to study in the Watercolor Academy Correspondence Course

In the Watercolor Academy Correspondence Course, you will have access to the video lessons of the Online Course, one-to-one tutoring from the Academy teachers, and a personalized curriculum that is custom-tailored to your art skills and needs.

- Upon enrollment, you will get everything that is included in the Online Course, plus:
- You will get a welcome email that will walk you through getting started and what to expect
- Your current level of art skills will be assessed and you will receive full feedback as well as a list of areas to improve
- We create a custom-tailored art curriculum for you according to your skills and needs
- A dedicated team of art tutors will provide you one-on-one personal tutoring
- You will receive up to 100 watercolor painting tasks, one at a time, with detailed instructions
- Your tutors will assess your progress after every task you complete and give advice on how to improve your skills
- Your course schedule will be very flexible to suit your free time and speed of learning
- There will be no deadlines and no additional fees! You can study at your own pace
- You will receive a Diploma of Excellence in your name after completing the course



# Personal Tutoring Working Principles

1. Personal tutoring is provided via email.
2. Upon enrollment in the Watercolor Academy Correspondence Course, you will receive a Welcome email from the academy tutors with instructions for your first steps.
3. You will be given an art test, which you need to complete as instructed. The results will enable us to evaluate your current level of art skills and create an individual curriculum tailored to your level of skills and needs.
4. Your individual curriculum will consist of up to 100 practical watercolor tasks. Such a curriculum is for tutors' eyes only and can be amended from time to time upon the tutors' discretion depending on your progress.
5. The tutors will give you an in-depth critique of your art-test artworks and indication of your skill gaps. You will also receive a general description of the art skills you will learn in this course according to your curriculum and the topics our custom-tailored tutoring will cover.
6. You will receive instructions of what art materials to get and how to arrange your working space.
7. Watercolor tasks will be given to you one by one, progressing from simple to more advanced exercises.
8. Do not skip given tasks. Every exercise is designed to give you practical painting skills required for the next, more advanced steps.
9. Each new task will be given after you complete the previous one with the required quality. It might take several attempts to achieve satisfactory results. This is normal, and you have to be prepared for repetitive work.
10. There are no deadlines, no time pressures. You can study at your own pace. Keep in mind that to complete up to 100 tasks, you must come up with a realistic schedule.
11. You must arrange and follow your own learning schedule, which you have to present to the Academy tutors so tutoring can be scheduled accordingly at our end.
12. It is your responsibility to report on your progress. We won't chase you.







The frequency of your reports must be at least weekly.

13. If we don't hear from you for more than one month, we might decide that you have dropped out. In such a case, we reserve the right to downgrade your Correspondence Course membership to the self-study Online Course level.
14. Should your membership be downgraded, no refunds will be issued.
15. Upgrading from the Online Course back to the Correspondence Course will require a one-time payment that can be made at any time.
16. Should you upgrade your membership after dropping out, you will continue receiving tutoring from the last task the tutors gave you.
17. In addition to our tasks, we encourage you to work on your own creative projects. However, you cannot replace our drawing tasks with your projects. You need to do them in addition to, not instead of given drawing tasks.
18. Should you decide to send your creative artworks for critique, you will receive our feedback. However, we cannot provide step-by-step instructions on how to improve your creative artworks if they require skills you have not yet developed (by doing art tasks that are yet to come). This would be jumping over the topics we haven't covered yet, which would distort and interrupt your learning curve.
19. Personal tutoring will be provided till you complete the full curriculum of drawing tasks.
20. A Watercolor Academy Diploma of Excellence will be given in your name upon the Correspondence Course completion. Thereafter, you will continue to enjoy our full support, including artwork critiques for a lifetime.
21. You agree that, from time to time, we may share and publish artworks you send us, along with our critique and feedback, on our website(s) for other students and users to see and learn from. If you don't want your full name to be published, you are welcome to choose a pen-name instead.
22. When sending images as attachments, please resize them to make them email-friendly. A resized image must be under 500Kb and at least 2000px wide. If you don't have Photoshop or other software for editing photos, you can do it online, for example here: <https://imageresizer.com>





# Correspondence Course FAQ

## What is the Watercolor Academy Correspondence Course?

The Correspondence Course is a personal, one-on-one tutoring experience where you will learn watercolor painting skills under the guidance of dedicated art teachers.

Studying by correspondence means that you will get all necessary instructions, explanations, tutoring, critiques, and guidance in writing in addition to your video lessons.

## What will I learn in this course?

You will learn a wide range of watercolor painting methods and techniques that will enable you to fully harness your creativity and make better, more professional artwork.

A custom-tailored curriculum will be developed for you based on your current level of skill. This curriculum will include many different topics and 100 watercolor painting tasks that will help you to raise and refine your art skills.

## What topics will this course cover?

The course aims to take you from fundamentals of art through refined painting techniques and may include such topics as:

- Choosing the right watercolor materials
- Fundamentals of color theory
- Rules of composition and golden proportions
- Transferring drawings
- Mixing pigments
- Quick sketches and long-studies in watercolor
- 5 different watercolor painting methods





- 9 different painting techniques
- Creating pieces using monochrome and limited color palettes
- Composing multicolored watercolor paintings
- Creating landscapes, seascapes, and cityscapes
- Bringing botanical and animalistic artworks to life
- Capturing still-life and pattern designs
- Painting realistic portraits as well as figurative artworks, and much more!

### **What if I want to learn something special?**

We want you to achieve all of your art goals, so we will include additional topics into your curriculum to help you meet them.

### **Is this course suitable for beginners?**


If you are a complete beginner, this course will be tremendously helpful for you. We include basic, yet very helpful, topics for you to begin with and will help you to grow your skills to the advanced level.

If you are an advanced artist, your curriculum will start with a different set of tasks than a beginner's curriculum would and will include topics you are interested in. For example, this could include how to depict emotions in portrait, how to portray the personality of a sitter, how to do genre paintings, and so on.

### **Is it possible for me to learn watercolor painting by correspondence?**

Studying by correspondence will give you a great advantage over some face-to-face teaching. First of all, your schedule will be much more flexible, allowing you to study at your own pace. But above all, you will receive all feedback and tutoring in writing. This means it will be available for you to keep and reference at any time so you can reread instructions and explanations, recheck our critique, refresh yourself on rules, remember advice you were given, and refer to educational materials that were provided for previous tasks.





## Who are the tutors?

As a Watercolor Academy student, you will have a dedicated team of art tutors – Natalie Richy (<https://natalierichy.com>) and Vladimir London (<https://vladimirlondon.com>) have taught many art students and helped them to become professional artists.

Natalie Richy is a professional figurative fine artist. Her art education spans many years and includes earning an MFA Degree at the Latvian Academy of Arts, as well as extensive self-educational research and practice of the Old Masters painting methods.

Natalie has a deep passion for the traditional art of the Renaissance and Baroque eras and dedicates her time and efforts to rediscovering the “secrets” of the Old Masters painting techniques - <https://oldmasters.academy>

Vladimir London is an art tutor and creator of several online art courses including Drawing Academy - <https://drawingacademy.com> Anatomy Master Class - <https://anatomymasterclass.com> and Life Drawing Academy - <https://lifedrawing.academ>

As a professional artist, Vladimir paints in watercolor and oil as well as doing figurative drawings.

## Who will be my main art tutor?

Your main tutor will be Vladimir London. When he is away, Natalie Richy will step in so you always have someone on hand to help.

## How will I communicate with tutors?

All communication will be via email. Verbal instructions and critique can easily be forgotten the next day, but written guidance will be available for as long as you choose to keep it.





### **Can I talk over a phone or Skype with tutors?**

For the reason explained above, we don't utilize video calls. We have found that our students benefit most from having written instructions that they can keep for future reference. Believe us, there will be a lot of information to take in and we want you to be able to keep that information for years to come.

### **How will my skills and progress be evaluated?**

Before we create your custom-tailored curriculum, your art tutors will evaluate your current skills and provide you with a full, comprehensive critique to advise you on what needs to be improved. Your skills also will be assessed after you complete each task. You will know precisely what to work on at every step of your curriculum.

### **Do I need special art materials?**

If you already paint in watercolor, you probably already have all the materials required. The list of necessary materials will be provided at the beginning of your course. We will teach you how to make masterpieces with art supplies that are readily available at any art shop.

### **What art tasks will I get?**

This depends on your personal curriculum based on your current level of skill. Tasks may include color theory exercises, how to mix and apply pigment, how to paint in alla prima and layer-by-layer, how to make realistic portraits and figures, and so on.

### **What instructions will I get?**

For every task, you will get fully explained, illustrated, and step-by-step instructions. Each task will be described point-by-point so you always know what to do and how to do it.





### **Are there any deadlines?**

This is a self-paced course, so there are no deadlines and no time pressure.

### **How long will it take for me to complete the course?**

This depends on you and what pace you're comfortable working at. If you complete one task every week, it would take you about two years to complete this course.

### **Will I become a professional artist by completing this course?**

It depends on your goals. If you would like to dedicate your professional life to making fine art, this course will be very helpful in achieving your dream. The information and skills you will learn in the Watercolor Academy Correspondence Course are not taught at contemporary art colleges. The know-how you will receive in this course will give you the edge you need to become a better artist.

### **When will my tutoring be completed?**

Your course is concluded once you have completed all 100 of the art tasks to the quality required.

### **What will happen after the course?**

When you complete the Correspondence Course, you will receive a Watercolor Academy Diploma of Excellence in your name and will have full academy membership for life. You can send us your artworks for critique at any time. This support is unlimited and comes at no extra cost.





## **Can you guarantee my results?**

For legal reasons, we cannot guarantee any results because they do not depend on us: they depend on you. We can only say that if you follow the curriculum task by task, there is no way to fail. You will get certain skills and know-how from every single task. If you follow our instructions, your new skills will reflect in the quality of the art that you produce.

## **How does the Correspondence Course compare to an art college?**

First, traditional watercolor painting techniques are the core of the Correspondence Course. Such techniques are simply not taught at contemporary art colleges at the same depth as you will learn them at Watercolor Academy.

Also, in a college, you will not get a custom-tailored curriculum developed just for you. In the Correspondence Course, all of your educational topics and tasks will be based on a personal curriculum so you can learn what you specifically need to improve your painting skills.

Furthermore, as a Watercolor Academy student, you will have lifetime access to 80 video lessons. These video lessons are as good as watching a tutor painting in watercolor right in front of your eyes. Teachers at contemporary art colleges don't show you by their own example how to create different masterpieces while giving a step-by-step explanation.

In addition, in order to study at an art college, you would have to relocate, follow a strict schedule, and meet tight deadlines. At Watercolor Academy, you can study in the comfort of your home and have the flexibility to fit lessons into your own schedule without having to worry about deadlines.

Not to mention, at a college, your tutoring would be limited. At Watercolor Academy, you will have a lifetime membership for a one-time fee which includes unlimited artwork critiques at no extra cost.





Finally, a contemporary art college would take up to 4 years of your time and may cost up to \$100,000 including relocation, accommodation, tuition, and other fees. This comes with no guarantee that you will actually learn the necessary skills of the trade. Watercolor Academy offers you an education at a fraction of the cost that is specifically designed to help you grow as an artist.

### **How much does this course cost?**

After considering our 100 painting tasks and 80 video lessons, this course is valued at \$18,000 USD. However, we have a limited number of student memberships where you can enroll at the heavily-discounted price of only \$997.

Since these spots are limited, when the capacity is filled, we will suspend enrollment or put the price to reflect its true value.

### **Can I get a refund?**

Due to the high personalization of the course and the limited number of students we're able to take, we do not offer refunds. We heavily invest in designing a custom-tailored curriculum based on your skills to help you achieve your art goals. We offer support to help you get the most out of this course, but inevitably it is up to you to complete your tasks and move forward in the course.

### **Will this course work for me?**

The question should actually be the other way around – will you work to achieve your art goals? This course will work for you, if you work for it.

There is simply no way to fail because your skills cannot stay the same as long as you practice the watercolor painting techniques we will teach you. If you move through the tasks one-by-one and follow our guidance and suggestions for improvement, this course will work for you and your watercolor painting skills will advance to a higher level.





Are you ready to take the next step in your journey to becoming a great artist?  
Do not miss this once-in-a-lifetime opportunity, enroll now!

Watercolor Academy Correspondence Course

<https://watercoloracademy.com/personal-tutoring>





## Academy Tutors

Watercolor Academy has video lessons by four professional artists and art teachers – Vladimir London, Natalie Richy, Ilya Ibryaev and Anna Ivanova, who invite you to learn their secrets of painting. All of our tutors are full-time fine artist whose works have been showcased in numerous art exhibitions and won international art awards. Their combined art experience spans over 100 years and now they're here to share their extensive artistic knowledge with you.





## Students Gallery

Natalie and Vladimir, academy tutors, have taught many art students around the world how to draw and paint. You can check their students' progress in the online gallery of Watercolor Academy:

<https://watercoloracademy.com/watercolor-academy-students-gallery>

After watching the Watercolor Academy video lessons and following our personal tutoring, our students really get what it takes to paint in watercolor the professional way. We're confident that your watercolor painting skills will improve too. You are also welcome to check students' reviews and feedback on the progress they have achieved:

<https://watercoloracademy.com/watercolor-academy-reviews>

### Here's what our students say about their progress:

*"In just one month, I've learned more about painting with watercolors than in four years at an art college. I could only wish of enrolling in the Watercolor Academy earlier"*

Sam P.

*"Painting portraits has always been the most difficult thing for me. It's amazing how Watercolor Academy teachers made this topic so easy to follow."*

Daniel

*"I was painting for years with little progress before I took the Watercolor Correspondence Course. This was the best decision for improving my art skills!"*

Pauline

*"Thank you, Watercolor Academy teachers, I've learned so much from you! I now work as an illustrator, sell my artworks, and plan my first watercolor exhibition."*

Lina



# Art materials

If you don't have any watercolor materials, here's what you will need:

1. Watercolor paper - 100% cotton, 300gsm, cold-pressed, Full Sheet (Imperial) 22x30" (55x76cm), alternatively A2 (or similar) size.

2. Paintbrushes:

Round (natural or synthetic sable) #2...4, 8...10, 12...16;

Round (natural or synthetic squirrel) #8...12, 12...16;

Mop (natural or synthetic squirrel): #8...12, 12...16;

Flat (synthetic) 1/4"...1/2", 1"...2"

3. A set of artist-grade watercolor paints – 12 or more colors. Alternatively, you can buy separate tubes/pans of paints mentioned in the video lesson on art materials. The list of pigments below is completely optional:

Cadmium Yellow (PY35)

Cadmium Orange (PO20)

Cadmium Red (PR108)

Carmine (PR170)

Ultramarine Blue (PB29)

Phthalo Blue (PB15)

Cobalt Turquoise Light (PG50)

Viridian (PG18)

Earths pigments:

Yellow Ochre (PY43)

Raw Sienna (PY42)

Burnt Sienna (PR101)

Burnt Umber (PBr7)

4. Other materials: a water jar or bucket, a white watercolor palette, white porcelain saucers or coffee cups, a drawing board, 2" masking tape, graphite pencils, and an eraser.

Although you will see particular paints and brushes in Watercolor Academy video lessons, you do not have to buy the same materials. Every artist is different. We do not want to impose our personal preferences on your style.







## How to receive personal support from the Academy tutors

As a Watercolor Academy student, you can rely on personalized support from the Academy tutors. Such support includes answers to your art-related questions and artwork critiques.

Please note that, by sending your artworks for critique and asking questions, you give us permission to publish your art and feedback online, together with our critiques and answers. This way, you will contribute to the Watercolor Academy Art Community, and other members and website visitors will have an opportunity to learn from and be inspired by such content.

## How to benefit from the Watercolor Academy Art Community

As a Watercolor Academy member, you can also publish your artworks in the online Students' Gallery.

This is a great way to share your art, showcase your progress, and connect with gallery visitors and fellow students.





## How to apply for a Watercolor Academy Diploma of Excellence

A Watercolor Academy Diploma of Excellence commemorates your completion of this online course.

Although there are no exams required to receive a diploma, it is not issued automatically. We would like to make sure that the course was helpful for you, so we want to hear your feedback and see “before and after” examples of your work. This way, we can evaluate your progress and our contribution, which helps us make ongoing improvements to the course and tutoring.

Please note that your artworks and feedback may be published on our website to showcase your achievement and inspire others.





When it comes to the Watercolor Academy value, consider this:

**Real Value of the Online Course:**

- \$8,000 (80 lessons at \$100 each)
- Unlimited personal support (priceless)

**You pay:**

- Only \$297 USD for all 80 video lessons
- Free support and artworks critique

**Correspondence Course Real Value:**

- \$18,000 (80 videos + 100 tasks at \$100 each)
- Unlimited personal tutoring (priceless)

**You pay:**

- Only \$997 USD for personal 1-2-1 tutoring
- Free support, 80 video lessons and artworks critique

<https://watercoloracademy.com/pricing>





Educational Fine Art Resources





## Old Masters Academy

If you are interested in oil painting, Old Masters Academy is a great place to learn time-honored oil painting techniques that were invented and used by the Old Masters. In this online course, you will discover the color theory, methods of paint mixing, and different traditional techniques of oil painting. To learn how to paint like the Old Masters using modern materials, enroll in the Old Masters Academy course.

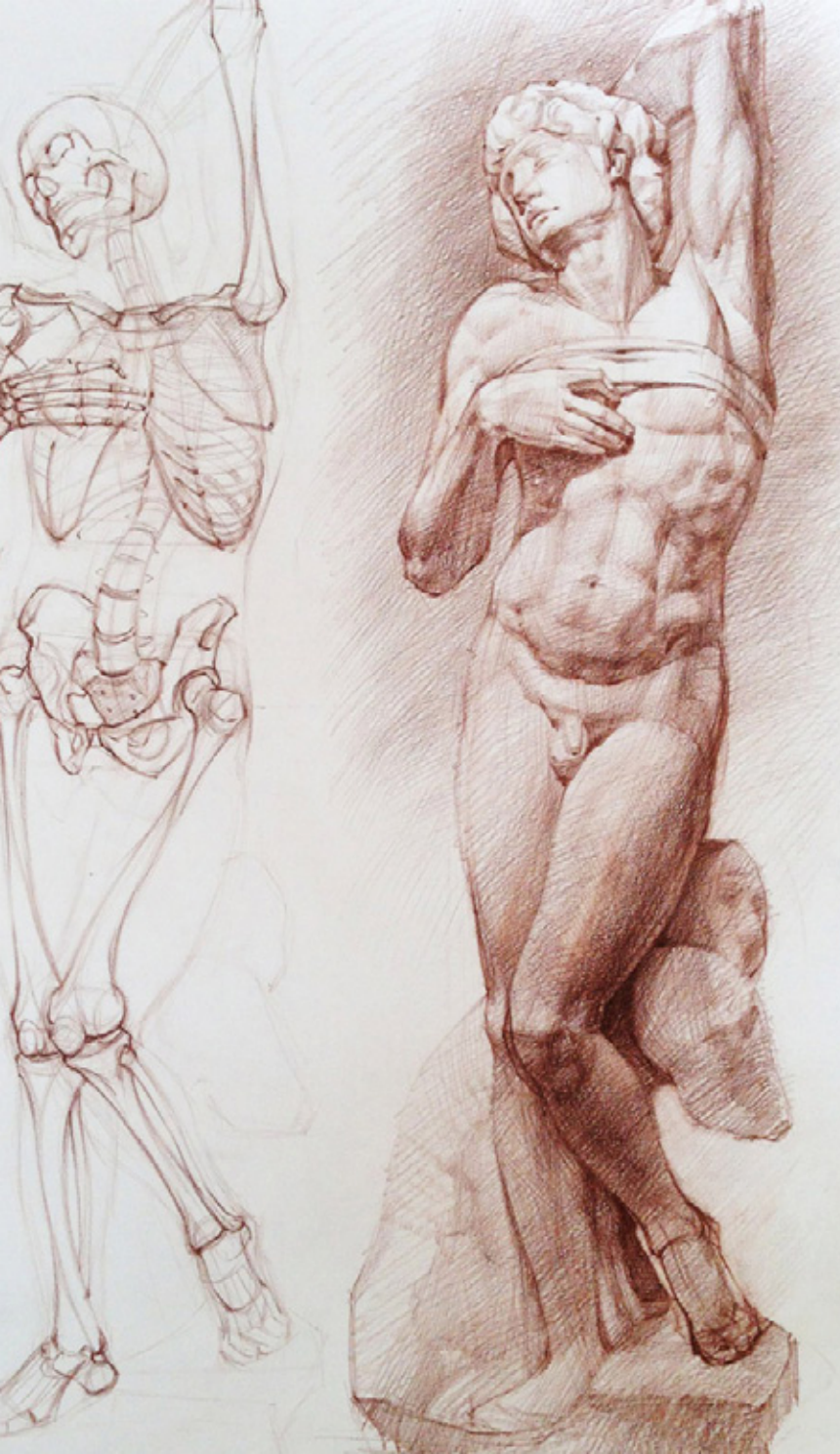
<https://OldMasters.Academy>

## Life Drawing Academy

If you are interested in drawing portraits and human figures and would like to raise your figurative drawing skills to the next level, Life Drawing Academy will help you achieve your goal. There are certain secrets and know-how of portrait and figure drawing that are not taught at contemporary art college in the West. You can learn those secrets from teachers who graduated from top Russian art academies.

<https://LifeDrawing.Academy>





## Drawing Academy

Drawing is the foundation of all visual arts. If you feel that your drawing skills could be improved upon, Drawing Academy is a great place to do so. In this online video course, you will discover the proficient techniques and methods of drawing. You will learn constructive drawing principles, including perspective and golden proportions, discover rules of traditional tonal rendering, and much more. If you want to be able to draw whatever you see or imagine, this is the course for you.

<https://DrawingAcademy.com>

## Anatomy Master Class

Every great figurative artist must know human anatomy. If you want to learn it quickly and easily, the Anatomy Master Class is for you. In this online video course, you will learn all you need to know about skeletal and muscular anatomy for artists, including classical proportions of a human body, head, and face, and proficient techniques for drawing figures and portraits.

<https://AnatomyMasterClass.com>